

# End of Tenancy: Cleaning Checklist for Tenants

Upon vacating a property it is the tenant's responsibility to ensure it is fully cleaned, so that you can get your deposit back. Failure to clean the property correctly can lead to you receiving only part of your deposit, or in some cases none of it.

By following this checklist you will be covering all the areas of your rental property. Make sure you give yourself plenty of time, so you can conduct a deep clean.

## BEDROOMS

Step one is to take care of dust and dirt!

The best way to tackle this is to clean rooms from top to bottom:




- Remove cobwebs from ceilings and corners
- Vacuum and dust both sides of curtains and blinds
- Dust off all light fittings and lampshades
- Dust wardrobes, shelving and cupboards
- Wipe dirt off curtain rails
- Wipe and polish switches
- Wipe away dust and dirt from top of doors
- Wipe off dust from skirting boards
- Remove/repaint dirty marks from walls
- Carefully clean power sockets and extension cords
- Thoroughly vacuum all mattresses
- Mop hard floors and laminate

## BATHROOMS

Dirt and mildew needs to be treated and removed from bathrooms.


Toilets, showers, tiles and baths should be cleaned and polished as well as possible.



- Clean basins, taps and fittings and remove limescale
- Remove hard water stains
- Wipe and polish radiators and towel rails
- Scrub and rinse toilet
- Clean plumbing behind toilet if reachable
- Wipe marks and stains from shower screens
- Make sure to clean drains
- Wipe and polish mirrors and glass surfaces
- Descale, rinse and wipe shower-heads, taps and metal surfaces
- Clean extractor fans
- Wipe bathroom tiles

## KITCHENS


Your kitchen is most likely to be the most used room in your home, not to mention the most heavily exposed to various germs and dirt.



- Wash and polish all worktops, countertops and the sink area
- Clean inside and outside of cupboards, drawers and shelving
- Throw leftover food and rubbish away
- Wash and polish sinks and shine taps
- Remove accumulated limescale
- De-grease and polish wall tiles
- Remove mould growth between grout
- Clean and de-grease ovens internally and externally
- Clean grime from cooker hobs
- Clean microwaves inside and out
- Clean out the fridge/freezer
- Clean toaster inside and out
- Vacuum, and mop hardwood floors
- Clean inside of windows and wipe down sills, ledges
- Wipe down doors, door frames, furnishings and skirting boards
- Remove dust from plugs and light switches
- Clean the washing machine inside and out
- Wipe the soap dispenser drawer and remove marks and stains inside on the washing machine
- Clean and de-grease oven and extractor fan
- Clean rubber seal around fridge

## FURNISHINGS

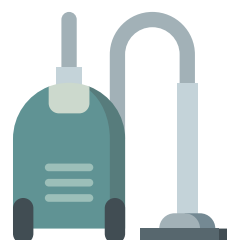
If your property is furnished you must carefully wipe, vacuum and clean all furnishings.



- Wipe and polish tables, furniture and other surfaces
- Vacuum any soft furnishings
- Move all furnishings to vacuum underneath
- Wipe and polish all wooden units
- Remove any stains or marks from any furnishings

## CARPETS


Carpet cleaning can be one of the hardest jobs to tackle and the best way to do it is to hire a carpet cleaning machine.



- Wipe and polish tables, furniture and other surfaces
- Vacuum any soft furnishings
- Move all furnishings to vacuum underneath

## WINDOWS

Everything within your rental property should be subject to a thorough clean before you move out. Cleaning the inside of the windows is also included.



- Remove any marks, fingerprints and oily stains
- Wipe down to prevent streaks when drying
- Dust off and clean windowsills
- Wipe down frames
- Dust off blinds, curtains and shades
- Clean window seals

## DRAWERS, CUPBOARDS AND SHELVES

It's quite common to forget to clear a drawer or cupboard that you don't use often.

Always inspect each drawer, cupboard and shelf.



- Clear drawers inside and out
- Remove any unnecessary items or leftover goods
- Wipe down inside and out

## DON'T FORGET THE OUTSIDE

If you have a garden or any outbuildings then make sure to give them the same care as the property.



- De-weed any paths and patios and remove any excess moss
- Remove all personal property from outbuildings, sheds and garages
- Leave all shrubbery and lawns in the condition agreed in your contract

